

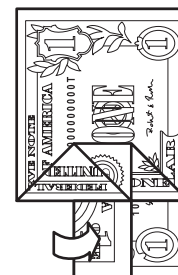
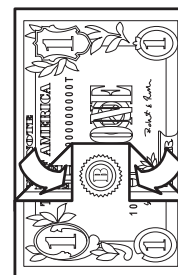



a family company...
snigglezoo
entertainment

Piggs' Origami Christmas Tree

Make a Christmas tree from a folded one-dollar bill!
Just follow the instructions below.

- 1 Take a dollar bill, and fold up the bottom half.
- 2 Fold down the top layer two-thirds of the way.
- 3 Fold down the corners with 3/4" of space in between.
- 4 Fold over the bottom left portion, unfolding the corner.



- 5 Repeat the step on the right side.
- 6 Fold down the top corners.
- 7 Fold down the top corners again. Fold up the bottom trunk.
- 8 Flip over the tree, and you're done!

