




# Piggs' Origami Sailboat



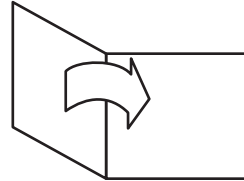
Make a sailboat from a folded one-dollar bill!  
Just follow the instructions below.

a family company...  
**snigglezoo**  
entertainment


- ① Place bill face up. Make creases in both directions.




- ② Fold bill in half.



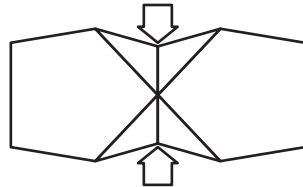
- ③ Fold in corner triangles.



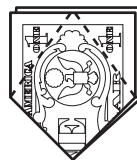
- ④ Open up bill and turn it over. Recrease on fold lines.




- ⑤ Refold bill with triangles pushed inside.



- ⑥ Rotate bill so point is down.



- ⑦ Fold front flaps from center to bottom angle.



- ⑧ Turn bill over and fold left flap down past center as shown.



- ⑨ Fold right flap down as shown.




- ⑩ Fold front right flap over like a page in a book.



- ⑪ Turn bill over and fold front right flap over.



- ⑫ Fold bottom up to make your sailboat!



**You did it!**